



CENTRAL PARK

at City Walk

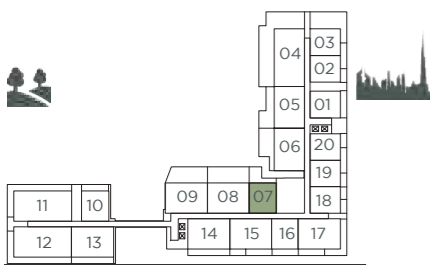
FLOOR PLANS

Building 1

CENTRAL PARK at City Walk

1 BEDROOM
BUILDING 1

APARTMENT TYPE A1
LEVEL 1



LEVEL 1

UNIT NO.	SUITE AREA		BALCONY AREA		TOTAL AREA	
	SQM	SQFT	SQM	SQFT	SQM	SQFT
107	79.51	855.85	24.36	262.211	103.87	1118.06

UNITS DENOTED AS "M" ARE MIRRORED IN REALITY FROM WHAT IS SHOWN ON THE PLAN

CENTRAL PARK at City Walk

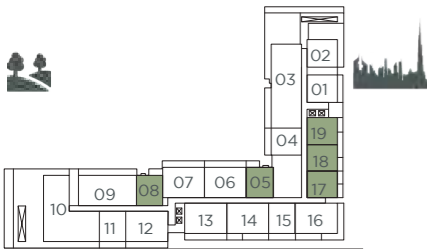
1 BEDROOM
BUILDING 1

APARTMENT TYPE A2
LEVEL 1-9

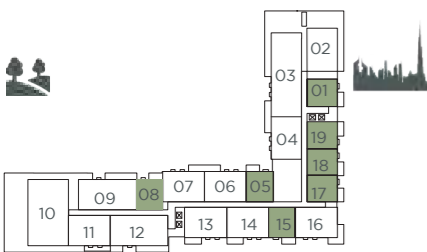


UNIT NO.			SUITE AREA		BALCONY AREA		TOTAL AREA	
			SQM	SQFT	SQM	SQFT	SQM	SQFT
102M	602M	402	79.69	857.78	8.90	95.80	88.59	953.58
222	322	422						
522	622							
719	819							
118M			78.80	848.20	8.81	94.83	87.61	943.03
119M			78.80	848.20	9.12	98.17	87.92	946.37
120	202M		79.69	857.78	9.17	98.71	88.86	956.49
207	905		79.52	855.95	8.47	91.17	87.99	947.12
220M			78.80	848.20	8.63	92.89	87.43	941.10
221M	918M		78.80	848.20	8.76	94.29	87.56	942.50
301M	501M	701M	79.83	859.29	8.99	96.77	88.82	956.06
302M	502M		79.69	857.78	8.63	92.89	88.32	950.68
307	407	607	79.52	855.95	8.26	88.91	87.78	944.86
318	418	618	79.47	855.42	8.63	92.89	88.10	948.31
715	815							
320M	520M		78.80	848.20	8.45	90.96	87.25	939.16
321M	421M	521M	78.80	848.20	8.54	91.92	87.34	940.13
621M	718M							
818M			79.83	859.29	9.03	97.20	88.86	956.49
401M			78.80	848.20	8.44	90.85	87.24	939.05
420M	620M		79.52	855.95	8.28	89.13	87.80	945.08
507			79.52	855.95	8.28	89.13	87.80	945.08
518			79.47	855.42	8.61	92.68	88.08	948.09
601M			79.82	859.18	9.03	97.20	88.85	956.38
705			79.53	856.06	8.26	88.91	87.79	944.97
708M			79.17	852.19	8.26	88.91	87.43	941.10
717M			78.89	849.17	8.53	91.82	87.42	940.99
801M			79.82	859.18	8.99	96.77	88.81	955.95
805			79.52	855.95	8.08	86.97	87.60	942.93
808M			79.20	852.51	8.26	88.91	87.46	941.42
817M			78.63	846.37	8.54	91.92	87.17	938.30
908M			78.99	850.25	8.47	91.17	87.46	941.42
917M			78.89	849.17	8.72	93.86	87.61	943.03
919			79.69	857.78	8.97	96.55	88.66	954.34

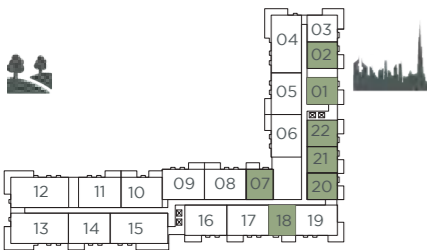
UNITS DENOTED AS "M" ARE MIRRORED IN REALITY FROM WHAT IS SHOWN ON THE PLAN



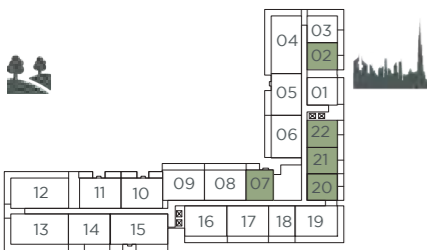
LEVEL 9



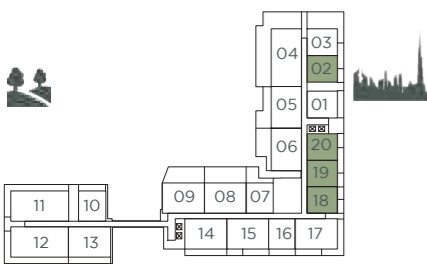
LEVEL 7 - 8



LEVEL 3 - 6



LEVEL 2

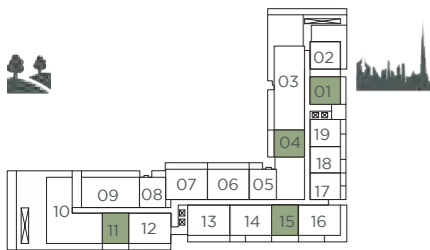


LEVEL 1

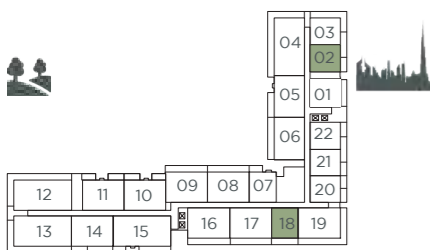
CENTRAL PARK at City Walk

1 BEDROOM
BUILDING 1

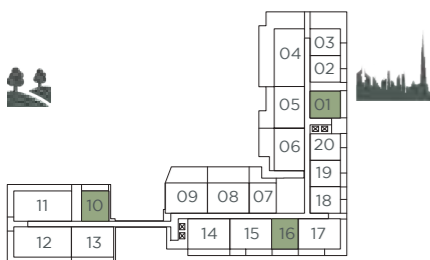
APARTMENT TYPE A3
LEVEL 1,2,9



LEVEL 9



LEVEL 2



LEVEL 1

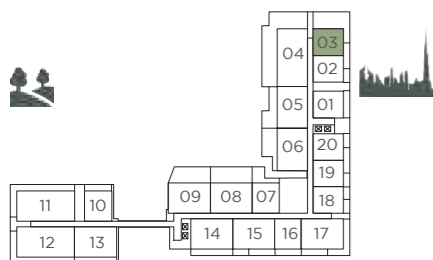
UNIT NO.	SUITE AREA		BALCONY AREA		TOTAL AREA	
	SQM	SQFT	SQM	SQFT	SQM	SQFT
101M	79.83	859.29	16.19	174.27	96.02	1,033.56
110	79.81	859.07	15.86	170.72	95.67	1,029.79
116	79.47	855.42	15.64	168.35	95.11	1,023.76
201M	79.83	859.29	15.73	169.32	95.56	1,028.61
218	79.47	855.42	16.10	173.30	95.57	1,028.72
901M	79.83	859.29	15.90	171.15	95.73	1,030.44
915	81.19	873.93	16.10	173.30	97.29	1,047.23
904	79.33	853.91	15.76	169.64	95.09	1,023.55
911	79.20	852.51	15.58	167.70	94.78	1,020.21

UNITS DENOTED AS "M" ARE MIRRORED IN REALITY FROM WHAT IS SHOWN ON THE PLAN

CENTRAL PARK at City Walk

1 BEDROOM
BUILDING 1

APARTMENT TYPE B1
LEVEL 1



LEVEL 1

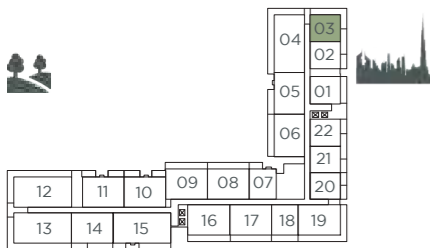
UNIT NO.	SUITE AREA		BALCONY AREA		TOTAL AREA	
	SQM	SQFT	SQM	SQFT	SQM	SQFT
103	78.92	849.49	68.61	738.52	147.53	1,588.01

UNITS DENOTED AS "M" ARE MIRRORED IN REALITY FROM WHAT IS SHOWN ON THE PLAN

CENTRAL PARK at City Walk

1 BEDROOM
BUILDING 1

APARTMENT TYPE B2
LEVEL 2



LEVEL 2

UNIT NO.	SUITE AREA		BALCONY AREA		TOTAL AREA	
	SQM	SQFT	SQM	SQFT	SQM	SQFT
203	78.92	849.49	29.71	319.80	108.63	1,169.29

UNITS DENOTED AS "M" ARE MIRRORED IN REALITY FROM WHAT IS SHOWN ON THE PLAN

CENTRAL PARK at City Walk

1 BEDROOM
BUILDING 1

APARTMENT TYPE B3
LEVEL 3,5



UNIT NO.	SUITE AREA		BALCONY AREA		TOTAL AREA	
	SQM	SQFT	SQM	SQFT	SQM	SQFT
303	78.93	849.60	20.34	218.94	99.27	1,068.54
503	78.93	849.60	20.35	219.05	99.28	1,068.65

UNITS DENOTED AS "M" ARE MIRRORED IN REALITY FROM WHAT IS SHOWN ON THE PLAN

CENTRAL PARK at City Walk

1 BEDROOM
BUILDING 1

APARTMENT TYPE B4
LEVEL 4,6



LEVEL 6



LEVEL 4

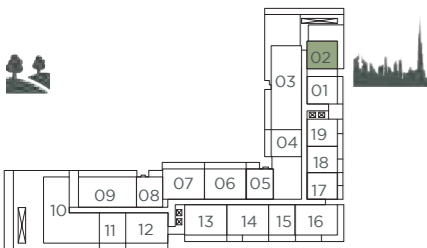
UNIT NO.	SUITE AREA		BALCONY AREA		TOTAL AREA		
	SQM	SQFT	SQM	SQFT	SQM	SQFT	
403	603	78.93	849.60	18.99	204.41	97.92	1,054.01

UNITS DENOTED AS "M" ARE MIRRORED IN REALITY FROM WHAT IS SHOWN ON THE PLAN

CENTRAL PARK at City Walk

1 BEDROOM
BUILDING 1

APARTMENT TYPE B5
LEVEL 9



LEVEL 9

UNIT NO.	SUITE AREA		BALCONY AREA		TOTAL AREA	
	SQM	SQFT	SQM	SQFT	SQM	SQFT
902	79.90	860.04	75.49	812.57	155.39	1,672.62

UNITS DENOTED AS "M" ARE MIRRORED IN REALITY FROM WHAT IS SHOWN ON THE PLAN

CENTRAL PARK at City Walk

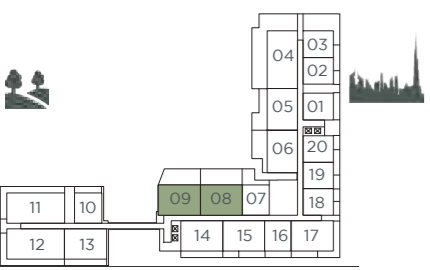
2 BEDROOM
BUILDING 1

APARTMENT TYPE A1
LEVEL 1

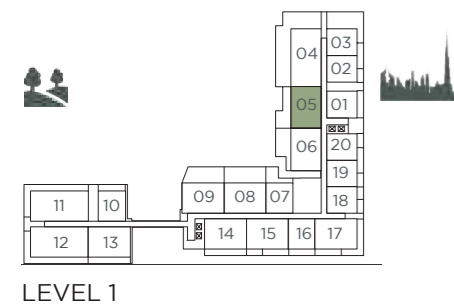


UNIT NO.	SUITE AREA		BALCONY AREA		TOTAL AREA	
	SQM	SQFT	SQM	SQFT	SQM	SQFT
108	125.57	1,351.64	66.58	716.67	192.15	2,068.30
109M	125.79	1,354.00	60.81	654.56	186.60	2,008.56

UNITS DENOTED AS "M" ARE MIRRORED IN REALITY FROM WHAT IS SHOWN ON THE PLAN



LEVEL 1



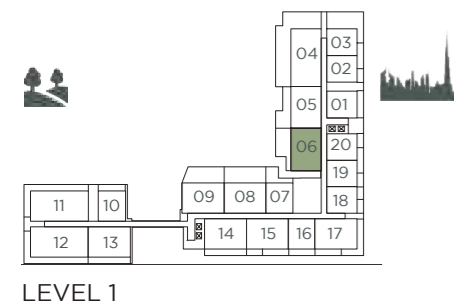
UNIT NO.	SUITE AREA		BALCONY AREA		TOTAL AREA	
	SQM	SQFT	SQM	SQFT	SQM	SQFT
105	125.60	1,351.96	44.10	474.69	169.70	1,826.65

UNITS DENOTED AS "M" ARE MIRRORED IN REALITY FROM WHAT IS SHOWN ON THE PLAN

CENTRAL PARK at City Walk

2 BEDROOM
BUILDING 1

APARTMENT TYPE A3
LEVEL 1



UNIT NO.	SUITE AREA		BALCONY AREA		TOTAL AREA	
	SQM	SQFT	SQM	SQFT	SQM	SQFT
106	126.05	1,356.80	46.97	505.59	173.02	1,862.39

UNITS DENOTED AS "M" ARE MIRRORED IN REALITY FROM WHAT IS SHOWN ON THE PLAN

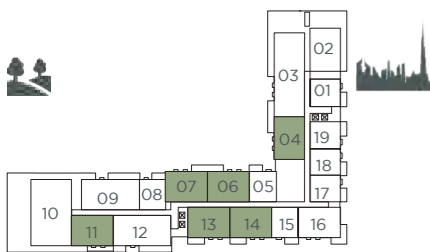
CENTRAL PARK at City Walk

2 BEDROOM
BUILDING 1

APARTMENT TYPE A4
LEVEL 1-9



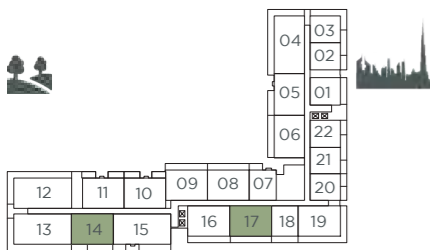
LEVEL 9



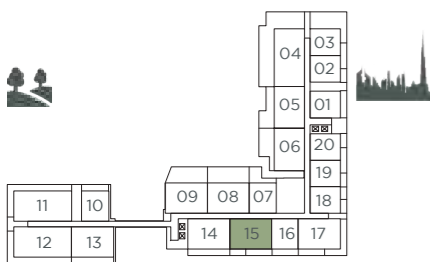
LEVEL 7 - 8



LEVEL 3 - 6



LEVEL 2



LEVEL 1



UNIT NO.	SUITE AREA		BALCONY AREA		TOTAL AREA			
	SQM	SQFT	SQM	SQFT	SQM	SQFT		
115M	125.59	1,351.85	10.25	110.33	135.84	1,462.18		
214M	125.59	1,351.85	10.52	113.24	136.11	1,465.09		
217M	125.59	1,351.85	10.06	108.29	135.65	1,460.14		
305	605	706	125.58	1,351.74	10.34	111.30	135.92	1,463.04
306M	406M	506M	126.06	1,356.91	10.34	111.30	136.40	1,468.21
308	505	408	125.59	1,351.85	10.34	111.30	135.93	1,463.15
405	608		125.59	1,351.85	10.34	111.30	135.93	1,463.15
309M	409M	609M	125.65	1,352.50	10.34	111.30	135.99	1,463.80
311M	411M	611M	126.30	1,359.49	10.33	111.19	136.63	1,470.69
314M	614M		125.59	1,351.85	10.32	111.08	135.91	1,462.94
316M	416M	616M	125.97	1,355.94	10.67	114.85	136.64	1,470.79
713M	813M		125.97	1,355.94	10.67	114.85	136.64	1,470.79
317M	417M	514M	125.59	1,351.85	10.31	110.98	135.90	1,462.83
414M	714M		125.59	1,351.85	10.31	110.98	135.90	1,462.83
508			125.59	1,351.85	10.35	111.41	135.94	1,463.26
509M			125.65	1,352.50	10.36	111.52	136.01	1,464.01
511M			126.30	1,359.49	10.34	111.30	136.64	1,470.79
516M			125.97	1,355.94	10.66	114.74	136.63	1,470.69
517M			125.59	1,351.85	10.30	110.87	135.89	1,462.72
617M	814M		125.58	1,351.74	10.31	110.98	135.89	1,462.72
707M			125.64	1,352.39	10.34	111.30	135.98	1,463.69
711M			125.59	1,351.85	10.51	113.13	136.10	1,464.98
804M			126.01	1,356.37	10.33	111.19	136.34	1,467.56
806			125.58	1,351.74	10.26	110.44	135.84	1,462.18
807M			125.64	1,352.39	10.25	110.33	135.89	1,462.72
811M			125.58	1,351.74	10.32	111.08	135.90	1,462.83
914 M			125.67	1,352.71	9.97	107.32	135.64	1,460.03
704M			126.06	1,356.91	10.34	111.30	136.40	1,468.21

UNITS DENOTED AS "M" ARE MIRRORED IN REALITY FROM WHAT IS SHOWN ON THE PLAN

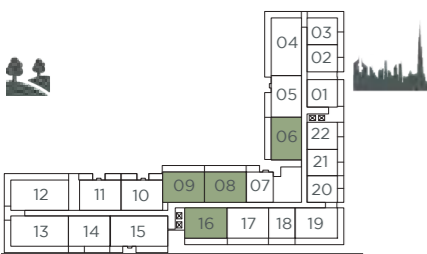
CENTRAL PARK at City Walk

2 BEDROOM
BUILDING 1

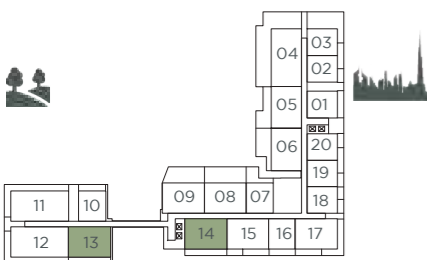
APARTMENT TYPE A5
LEVEL 1,2,9



LEVEL 9



LEVEL 2



LEVEL 1

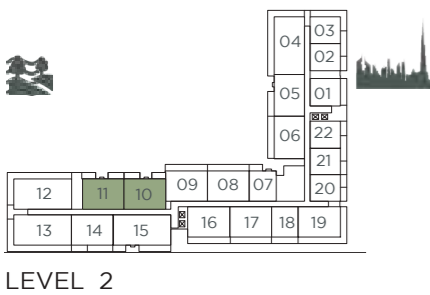
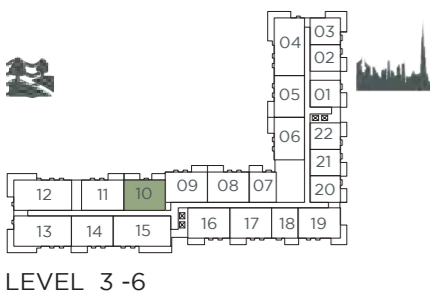
UNIT NO.	SUITE AREA		BALCONY AREA		TOTAL AREA	
	SQM	SQFT	SQM	SQFT	SQM	SQFT
113M	125.81	1,354.22	24.82	267.16	150.63	1,621.38
114M	125.90	1,355.19	24.98	268.88	150.88	1,624.07
206M	126.06	1,356.91	24.80	266.95	150.86	1,623.86
208	125.59	1,351.85	24.74	266.30	150.33	1,618.15
209M	125.65	1,352.50	24.80	266.95	150.45	1,619.44
216M	125.97	1,355.94	25.07	269.85	151.04	1,625.79
906	125.60	1,351.96	24.73	266.19	150.33	1,618.15
907M	125.66	1,352.60	24.79	266.84	150.45	1,619.44
913M	125.97	1,355.94	25.06	269.75	151.03	1,625.69

UNITS DENOTED AS "M" ARE MIRRORED IN REALITY FROM WHAT IS SHOWN ON THE PLAN

CENTRAL PARK at City Walk

2 BEDROOM
BUILDING 1

APARTMENT TYPE A6
LEVEL 2-6



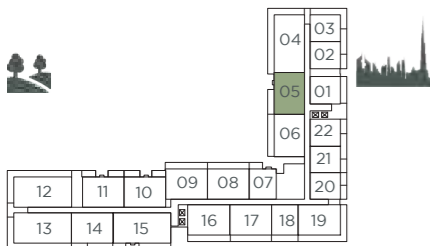
UNIT NO.	SUITE AREA		BALCONY AREA		TOTAL AREA	
	SQM	SQFT	SQM	SQFT	SQM	SQFT
210	125.59	1,351.85	17.97	193.43	143.56	1,545.28
211M	126.30	1,359.49	17.99	193.64	144.29	1,553.14
310	125.59	1,351.85	17.76	191.17	143.35	1,543.02
510	125.59	1,351.85	17.78	191.38	143.37	1,543.23
610	125.58	1,351.74	17.76	191.17	143.34	1,542.91

UNITS DENOTED AS "M" ARE MIRRORED IN REALITY FROM WHAT IS SHOWN ON THE PLAN

CENTRAL PARK at City Walk

2 BEDROOM
BUILDING 1

APARTMENT TYPE A7
LEVEL 2



LEVEL 2

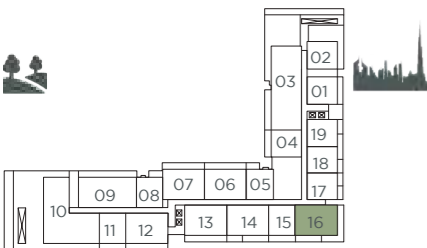
UNIT NO.	SUITE AREA		BALCONY AREA		TOTAL AREA	
	SQM	SQFT	SQM	SQFT	SQM	SQFT
205	125.59	1,351.85	15.04	161.89	140.63	1,513.74

UNITS DENOTED AS "M" ARE MIRRORED IN REALITY FROM WHAT IS SHOWN ON THE PLAN

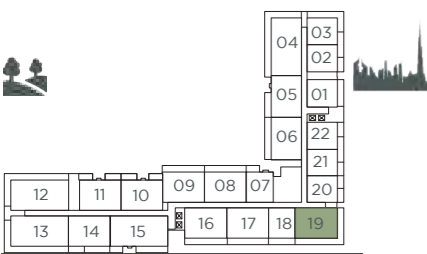
CENTRAL PARK at City Walk

2 BEDROOM
BUILDING 1

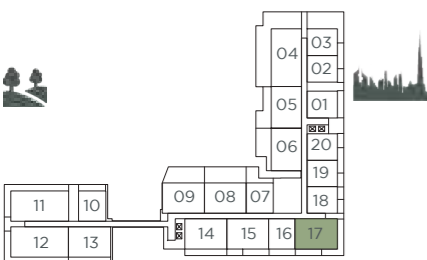
APARTMENT TYPE B1
LEVEL 1,2,9



LEVEL 9



LEVEL 2



LEVEL 1

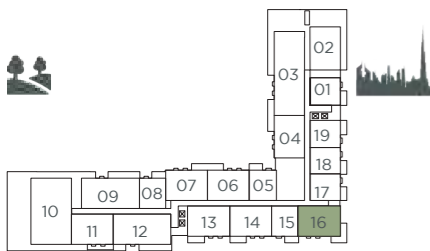
UNIT NO.	SUITE AREA		BALCONY AREA		TOTAL AREA	
	SQM	SQFT	SQM	SQFT	SQM	SQFT
117	125.89	1,355.08	30.93	332.931	156.82	1688.01
219	125.93	1,355.51	31.02	333.899	156.95	1689.41
916	125.93	1,355.51	31.11	334.868	157.04	1690.38

UNITS DENOTED AS "M" ARE MIRRORED IN REALITY FROM WHAT IS SHOWN ON THE PLAN

CENTRAL PARK at City Walk

2 BEDROOM
BUILDING 1

APARTMENT TYPE B2
LEVEL 3,5,7



LEVEL 7



LEVEL 5



LEVEL 3

UNIT NO.		SUITE AREA		BALCONY AREA		TOTAL AREA	
		SQM	SQFT	SQM	SQFT	SQM	SQFT
319	716	125.93	1,355.51	16.96	182.56	142.89	1,538.07
519		125.93	1,355.51	16.95	182.45	142.88	1,537.96

UNITS DENOTED AS "M" ARE MIRRORED IN REALITY FROM WHAT IS SHOWN ON THE PLAN

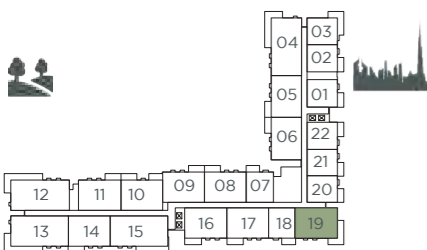
CENTRAL PARK at City Walk

2 BEDROOM
BUILDING 1

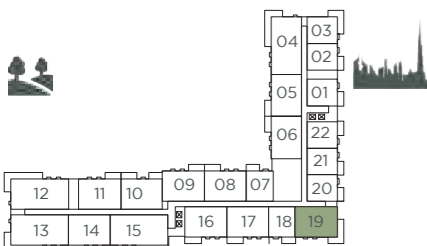
APARTMENT TYPE B3
LEVEL 4,6,8



LEVEL 8



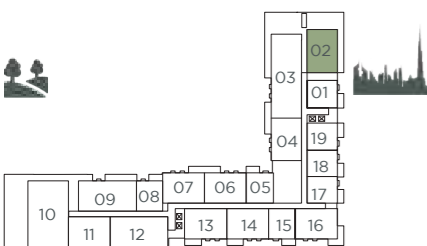
LEVEL 6



LEVEL 4

UNIT NO.	SUITE AREA		BALCONY AREA		TOTAL AREA			
	SQM	SQFT	SQM	SQFT	SQM	SQFT		
419	619	816	125.93	1,355.51	19.66	211.62	145.59	1,567.13

UNITS DENOTED AS "M" ARE MIRRORED IN REALITY FROM WHAT IS SHOWN ON THE PLAN



LEVEL 7

UNIT NO.	SUITE AREA		BALCONY AREA		TOTAL AREA	
	SQM	SQFT	SQM	SQFT	SQM	SQFT
702	126.53	1,361.97	86.53	931.41	213.06	2,293.38

UNITS DENOTED AS "M" ARE MIRRORED IN REALITY FROM WHAT IS SHOWN ON THE PLAN

CENTRAL PARK at City Walk

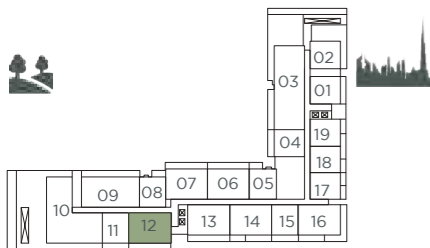
2 BEDROOM
BUILDING 1

APARTMENT TYPE B5
LEVEL 8



UNIT NO.	SUITE AREA		BALCONY AREA		TOTAL AREA	
	SQM	SQFT	SQM	SQFT	SQM	SQFT
802	126.53	1,361.97	43.45	467.70	169.98	1,829.66

UNITS DENOTED AS "M" ARE MIRRORED IN REALITY FROM WHAT IS SHOWN ON THE PLAN



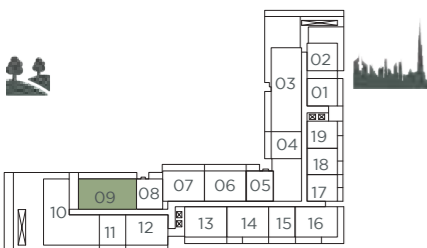
UNIT NO.	SUITE AREA		BALCONY AREA		TOTAL AREA	
	SQM	SQFT	SQM	SQFT	SQM	SQFT
912	125.63	1,352.28	24.68	265.66	150.31	1,617.94

UNITS DENOTED AS "M" ARE MIRRORED IN REALITY FROM WHAT IS SHOWN ON THE PLAN

CENTRAL PARK at City Walk

3 BEDROOM
BUILDING 1

APARTMENT TYPE A1
LEVEL 9



LEVEL 9

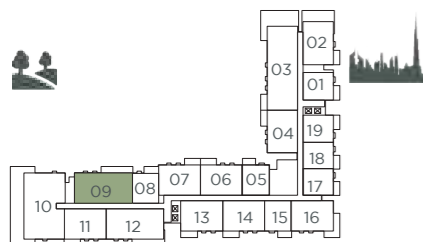
UNIT NO.	SUITE AREA		BALCONY AREA		TOTAL AREA	
	SQM	SQFT	SQM	SQFT	SQM	SQFT
909	171.62	1,847.32	34.27	368.88	205.89	2,216.20

UNITS DENOTED AS "M" ARE MIRRORED IN REALITY FROM WHAT IS SHOWN ON THE PLAN

CENTRAL PARK at City Walk

3 BEDROOM
BUILDING 1

APARTMENT TYPE A2
LEVEL 8



LEVEL 8

UNIT NO.	SUITE AREA		BALCONY AREA		TOTAL AREA	
	SQM	SQFT	SQM	SQFT	SQM	SQFT
809	171.52	1,846.24	19.61	211.08	191.13	2,057.32

UNITS DENOTED AS "M" ARE MIRRORED IN REALITY FROM WHAT IS SHOWN ON THE PLAN

CENTRAL PARK at City Walk

3 BEDROOM
BUILDING 1

APARTMENT TYPE A3
LEVEL 7



LEVEL 7

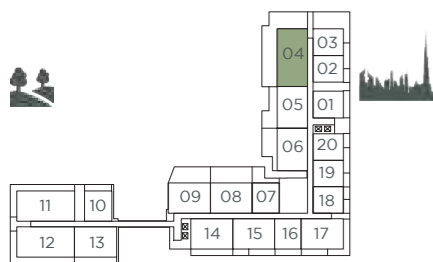
UNIT NO.	SUITE AREA		BALCONY AREA		TOTAL AREA	
	SQM	SQFT	SQM	SQFT	SQM	SQFT
709	171.61	1,847.21	27.05	291.17	198.66	2,138.38

UNITS DENOTED AS "M" ARE MIRRORED IN REALITY FROM WHAT IS SHOWN ON THE PLAN

CENTRAL PARK at City Walk

3 BEDROOM
BUILDING 1

APARTMENT TYPE B1
LEVEL 1



LEVEL 1

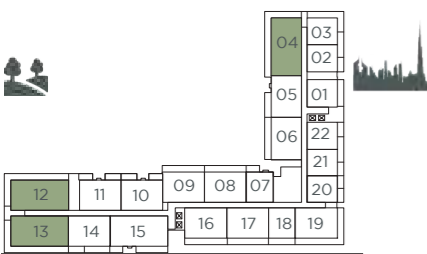
UNIT NO.	SUITE AREA		BALCONY AREA		TOTAL AREA	
	SQM	SQFT	SQM	SQFT	SQM	SQFT
104	171.08	1,841.51	149.93	1,613.85	321.01	3,455.35

UNITS DENOTED AS "M" ARE MIRRORED IN REALITY FROM WHAT IS SHOWN ON THE PLAN

CENTRAL PARK at City Walk

3 BEDROOM
BUILDING 1

APARTMENT TYPE B2
LEVEL 1,2



LEVEL 2



LEVEL 1

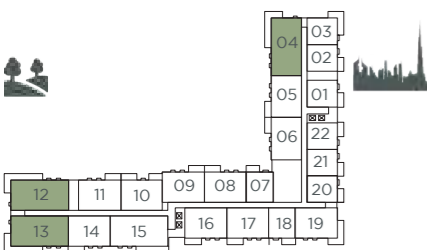
UNIT NO.	SUITE AREA		BALCONY AREA		TOTAL AREA	
	SQM	SQFT	SQM	SQFT	SQM	SQFT
111M 212M	171.81	1,849.36	52.43	564.36	224.24	2,413.72
112	171.06	1,841.29	52.35	563.50	223.41	2,404.79
204	171.08	1,841.51	55.40	596.33	226.48	2,437.83
213	171.09	1,841.61	52.32	563.17	223.41	2,404.79

UNITS DENOTED AS "M" ARE MIRRORED IN REALITY FROM WHAT IS SHOWN ON THE PLAN

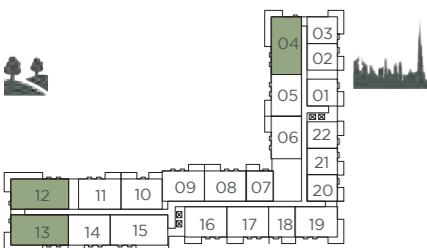
CENTRAL PARK at City Walk

3 BEDROOM
BUILDING 1

APARTMENT TYPE B3
LEVEL 3,5



LEVEL 5



LEVEL 3

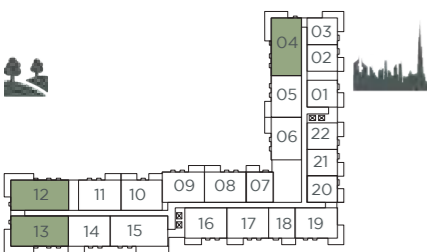
UNIT NO.	SUITE AREA		BALCONY AREA		TOTAL AREA	
	SQM	SQFT	SQM	SQFT	SQM	SQFT
304	171.09	1,841.61	27.82	299.45	198.91	2,141.07
312M	171.81	1,849.36	28.18	303.33	199.99	2,152.69
504	171.17	1,842.47	27.74	298.59	198.91	2,141.07
513	171.09	1,841.61	28.15	303.01	199.24	2,144.62
313	171.09	1,841.61	28.17	303.22	199.26	2,144.83
512M	171.81	1,849.36	28.20	303.54	200.01	2,152.91

UNITS DENOTED AS "M" ARE MIRRORED IN REALITY FROM WHAT IS SHOWN ON THE PLAN

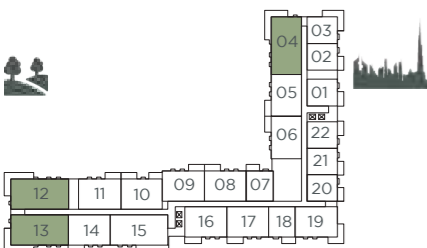
CENTRAL PARK at City Walk

3 BEDROOM
BUILDING 1

APARTMENT TYPE B4
LEVEL 4,6



LEVEL 6



LEVEL 4

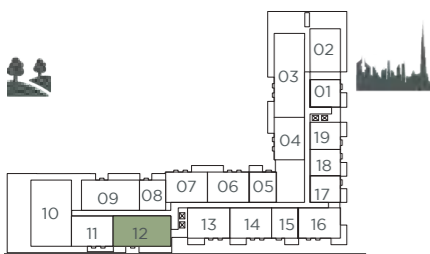
UNIT NO.	SUITE AREA		BALCONY AREA		TOTAL AREA	
	SQM	SQFT	SQM	SQFT	SQM	SQFT
404	171.09	1,841.61	28.30	304.62	199.39	2,146.23
412M	171.81	1,849.36	30.56	328.95	202.37	2,178.31
413	171.09	1,841.61	30.57	329.06	201.66	2,170.67
604	171.09	1,841.61	28.28	304.41	199.37	2,146.02
612M	171.88	1,850.12	30.49	328.19	202.37	2,178.31
613	171.16	1,842.37	30.49	328.19	201.65	2,170.56

UNITS DENOTED AS "M" ARE MIRRORED IN REALITY FROM WHAT IS SHOWN ON THE PLAN

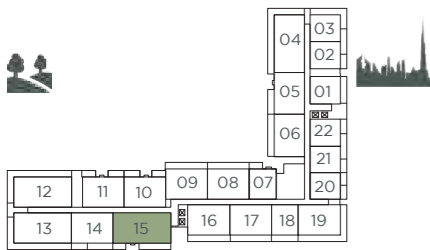
CENTRAL PARK at City Walk

3 BEDROOM
BUILDING 1

APARTMENT TYPE C1
LEVEL 2,7



LEVEL 7



LEVEL 2

UNIT NO.	SUITE AREA		BALCONY AREA		TOTAL AREA	
	SQM	SQFT	SQM	SQFT	SQM	SQFT
215	171.07	1,841.40	27.96	300.96	199.03	2,142.36
712	170.98	1,840.43	27.59	296.98	198.57	2,137.41

UNITS DENOTED AS "M" ARE MIRRORED IN REALITY FROM WHAT IS SHOWN ON THE PLAN

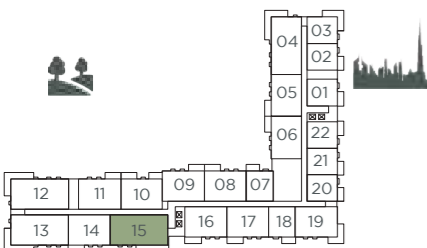
CENTRAL PARK at City Walk

3 BEDROOM
BUILDING 1

APARTMENT TYPE C2
LEVEL 3-6, 8



LEVEL 8



LEVEL 3-6

UNIT NO.	SUITE AREA		BALCONY AREA		TOTAL AREA	
	SQM	SQFT	SQM	SQFT	SQM	SQFT
315	171.07	1,841.40	21.06	226.69	192.13	2,068.09
415	171.25	1,843.34	21.06	226.69	192.31	2,070.02
515	171.07	1,841.40	21.03	226.37	192.10	2,067.76
615	171.08	1,841.51	21.06	226.69	192.14	2,068.19
812	170.98	1,840.43	21.06	226.69	192.04	2,067.12

UNITS DENOTED AS "M" ARE MIRRORED IN REALITY FROM WHAT IS SHOWN ON THE PLAN

CENTRAL PARK at City Walk

4 BEDROOM
BUILDING 1

APARTMENT TYPE A1
LEVEL 8



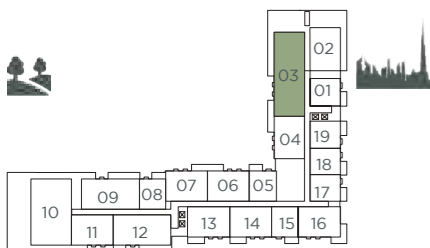
UNIT NO.	SUITE AREA		BALCONY AREA		TOTAL AREA	
	SQM	SQFT	SQM	SQFT	SQM	SQFT
803	249.77	2,688.52	74.63	803.32	324.40	3,491.84

UNITS DENOTED AS "M" ARE MIRRORED IN REALITY FROM WHAT IS SHOWN ON THE PLAN

CENTRAL PARK at City Walk

4 BEDROOM
BUILDING 1

APARTMENT TYPE A2
LEVEL 7



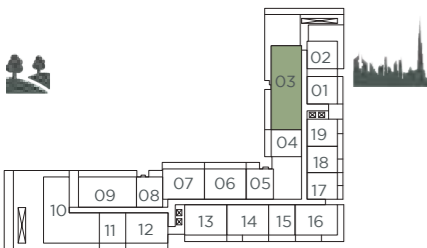
UNIT NO.	SUITE AREA		BALCONY AREA		TOTAL AREA	
	SQM	SQFT	SQM	SQFT	SQM	SQFT
703	249.68	2,687.56	112.21	1,207.83	361.89	3,895.38

UNITS DENOTED AS "M" ARE MIRRORED IN REALITY FROM WHAT IS SHOWN ON THE PLAN

CENTRAL PARK at City Walk

4 BEDROOM
BUILDING 1

APARTMENT TYPE A3
LEVEL 9



LEVEL 9

UNIT NO.	SUITE AREA		BALCONY AREA		TOTAL AREA	
	SQM	SQFT	SQM	SQFT	SQM	SQFT
903	250.30	2,694.23	149.97	1,614.28	400.27	4,308.51

UNITS DENOTED AS "M" ARE MIRRORED IN REALITY FROM WHAT IS SHOWN ON THE PLAN

CENTRAL PARK at City Walk

4 BEDROOM
BUILDING 1

APARTMENT TYPE B1
LEVEL 7



UNIT NO.	SUITE AREA		BALCONY AREA		TOTAL AREA	
	SQM	SQFT	SQM	SQFT	SQM	SQFT
710	262.98	2,830.72	230.87	2,485.08	493.85	5,315.80

UNITS DENOTED AS "M" ARE MIRRORED IN REALITY FROM WHAT IS SHOWN ON THE PLAN

CENTRAL PARK at City Walk

4 BEDROOM
BUILDING 1

APARTMENT TYPE B2
LEVEL 8



LEVEL 8

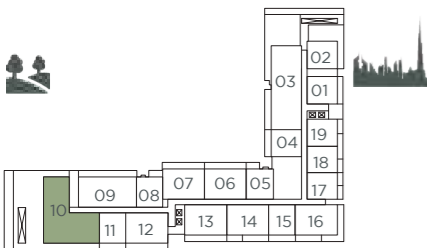
UNIT NO.	SUITE AREA		BALCONY AREA		TOTAL AREA	
	SQM	SQFT	SQM	SQFT	SQM	SQFT
810	262.98	2,830.72	115.60	1,244.32	378.58	4,075.04

UNITS DENOTED AS "M" ARE MIRRORED IN REALITY FROM WHAT IS SHOWN ON THE PLAN

CENTRAL PARK at City Walk

4 BEDROOM
BUILDING 1

APARTMENT TYPE C1
LEVEL 9



LEVEL 9

UNIT NO.	SUITE AREA		BALCONY AREA		TOTAL AREA	
	SQM	SQFT	SQM	SQFT	SQM	SQFT
910	255.98	2,755.37	226.60	2,439.12	482.58	5,194.49

UNITS DENOTED AS "M" ARE MIRRORED IN REALITY FROM WHAT IS SHOWN ON THE PLAN